
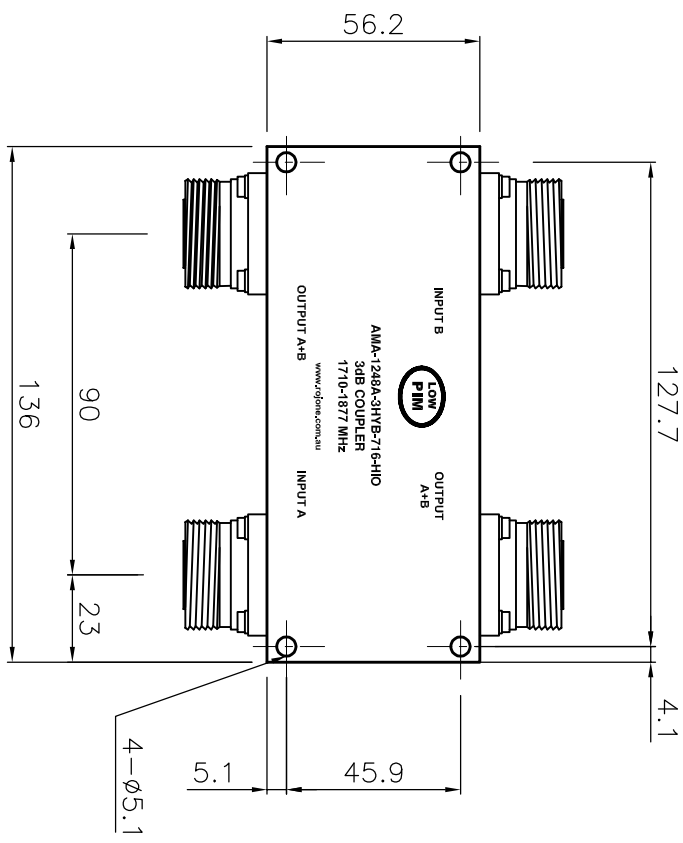



1	2	3	4	5	6	7	8	9	10	11	12
ISS ZONE		DESCRIPTION/REPER REQUEST		3rd ANGLE PROJECTION		THIS DOCUMENT AND THE DESIGN SHOWN THEREON IS THE PROPERTY OF ROJONE PTY LTD AND MUST NOT BE SOLD, LENT, GIVEN AWAY, COPIED, REPRODUCED OR OTHERWISE DIVULGED TO ANY THIRD PARTY OR USED FOR MANUFACTURE, OR ANY OTHER PURPOSE WITHOUT DIRECT WRITTEN PERMISSION OF ROJONE PTY LTD.				DO NOT SCALE	



SPECIFICATIONS

for AMA-1248A-3HYB-716-HIO

- FREQUENCY RANGE: 1710-1877 MHz
- COUPLER TYPE: 4 PORT DIRECTIONAL
- POWER HANDLING: 200W CW (@25°C) 500W Peak
- COUPLING VALUE: 3dB
- RETURN LOSS: -25 dB Typ
- ISOLATION: 38-40 dB (TYP) (See Note 4)
- AMP BALANCE: < 0.5dB, 0.3(TYP)
- PIM: < -150dBc@43dBmx2
-155dB (TYP)
- THROUGH LOSS: 3.5dB MAX 3.2dB (TYP)
- OP TEMP: -40° TO +65° CELCIUS
- IP RATING: IP 65 (See Note 5)
- RF CONNECTOR: DIN 716 - F
- HUMIDITY: < 99% NO CONDENSATION
- WEIGHT: 820g

NOTES:

- 1/ ROJONE PART NO. DESIGNATION AMA-1248A-3HYB-716-HIO
- 2/ COUPLERS ARE DESIGNED FOR LOW INTERMODULATION OPERATION.
- 3/ PRODUCTS ARE ROHS COMPLIANT.
- 4/ Coupler must be terminated with RF Load AMA-5256 Series with a minimum Return Loss of <-35dB to achieve the high 38-40dB Isolation.

UNLESS OTHERWISE STATED ALL DIMENSIONS ARE IN MILLIMETRES (mm) TOLERANCE: LINEAR ±0.1 ANGULAR ±1° REMOVE ALL BURRS AND SHARP EDGES

		ROJONE PTY LTD ACN 002891241 44 AERO RD INGLEBURN 2965 S.DRICT, AUSTRALIA Ph: (012) 9829 1555 Fax: (012) 9805 9812 Web: www.rojone.com.au E-mail: sales@rojone.com.au		TITLE INTERFACE FOR 1710-1877MHz 3dB COUPLER AMA-1248A-3HYB-716-HIO	
MATERIAL ALUMINIUM &/OR BRASS HOUSING & COVER		DRAWN Y. GU		DRWG No: 001001450237	
FINISH POLYURETHANE AS2700 N2 STORM GREY		CHECKED APPROVED		SCALE 1:1	
				SHEET 1 OF 1	
				FILENAME 001001450237ISSA.DWG	
				A2	