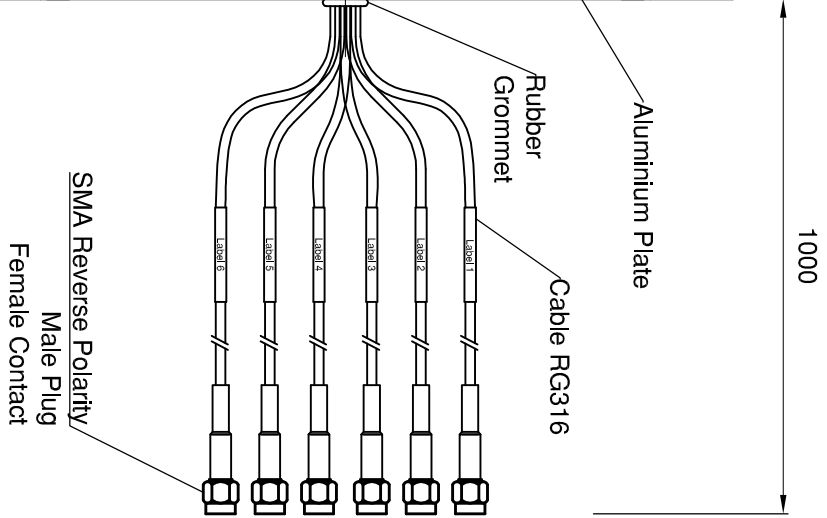
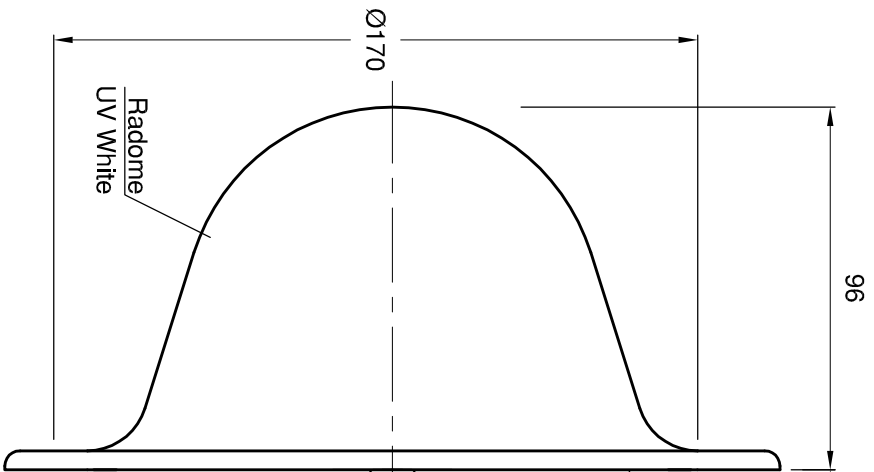
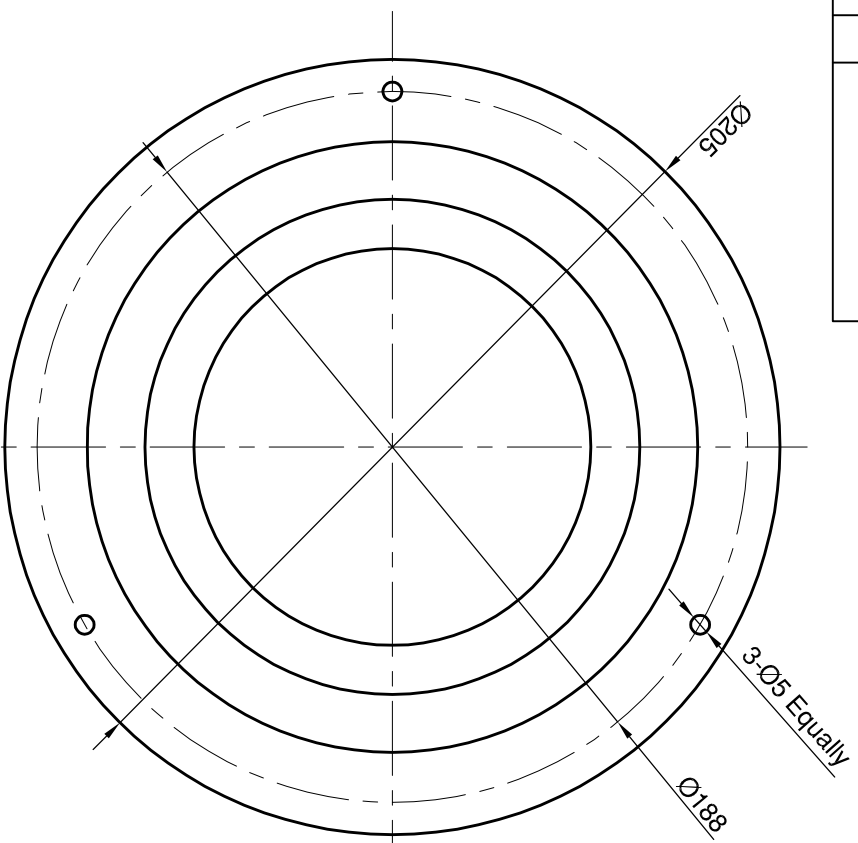


REVISIONS	DESCRIPTION	PER REQUEST	DATE
B	Label pin-out legend released by Ilika		

3rd ANGLE PROJECTION


THIS DOCUMENT AND THE DESIGN SHOWN THEREON IS THE PROPERTY OF ROJONE PTY LTD AND MUST NOT BE SOLD, LENT, GIVEN AWAY, COPIED, REPRODUCED OR OTHERWISE DIVULGED TO ANY THIRD PARTY OR USED FOR MANUFACTURE, OR ANY OTHER PURPOSE WITHOUT WRITTEN PERMISSION OF ROJONE PTY LTD.

DO NOT SCALE



Antenna	Frequency	Label
1	5.8 GHz	Label 1 - 5.8 GHz
2	2.4 GHz	Label 2 - 2.4 GHz
3	5.8 GHz	Label 3 - 5.8 GHz
4	2.4 GHz	Label 4 - 2.4 GHz
5	5.8 GHz	Label 5 - 5.8 GHz
6	2.4 GHz	Label 6 - 2.4 GHz

UNLESS OTHERWISE STATED ALL DIMENSIONS ARE IN MILLIMETRES (mm) TOLERANCE: LINEAR ± 0.1 ANGULAR $\pm 1'$ REMOVE ALL BURRS AND SHARP EDGES



ROJONE
PTV LTD
44 AERO RD INGLEBURN 2565
STONEY, AUSTRALIA
Ph: (612) 9829 1555 Fax: (612) 9825 8812
Web: www.rojone.com.au E-mail: sales@rojone.com.au

ACN 002691241
TITLE
INTERFACE FOR A-966-02318H-100
MIMO ANTENNA FOR 2.4 / 5.8GHz
DRWG No:

MATERIAL	FINISH	CHECKED	SCALE	SHEET
		B. G.	NTS	1 OF 1
		APPROVED	FILENAME	009001001375SSB.DWG
				A4

REVISION	DATE	CHECKED
A	2013-11-28	B. G.
B	20160505	L. B.