

SD210


1 dipole antenna, 2.0/2.5 dBd gain, 118-225 MHz

- Covers 118-225 MHz in 3 band splits
- 2.0 dBd gain in elliptical (bi-directional) pattern (1/2 wave), 2.5 dBd gain in offset pattern (1/4 wave)
- 228 mph/ 367 kph survival wind rating
- Recommend using an SMK-125-A3 side mounting kit

The SD210 series of antennas is unique in its high efficiency and exceptionally wide bandwidth, covering the frequency ranges of 118-137 or 138-174 MHz at a VSWR of 1.5:1 or better. Because of its bandwidth, the SD210 series is perfectly suited for multicoupled systems.

Two model variants of this rugged antenna are available: Pattern adjustable version with external cable harness enabling its pattern to be changed in the field; and the fixed pattern versions (such as the 1/2 and 1/4 wave options), which cannot be adjusted in the field as the cable harness is inside the mast and dipole booms.

| Model | Description | Pattern |
|-------------------------------------|---|--------------------------|
| SD210-HF1P4SNM(D0B) | 1 dipole antenna, 2 dBd gain, offset, 118-138 MHz | Offset |
| SD210-HF2P2SNM | 2.0 dBd gain, elliptical, N (male) connector, 138-174 MHz | Bi-directional |
| SD210-HF2P4SNM | 2.5 dBd gain, elliptical, N (male) connector, 138-174 MHz | Offset |
| SD210-SF1P2SNM | 2.0 dBd gain, elliptical, N (male) connector, 118-138 MHz | Bi-directional |
| SD210-SF1P4SNM | 2.5 dBd gain, offset, N (male) connector, 118-138 MHz | Offset |
| SD210-SF2P2SNM | 2.0 dBd gain, elliptical, N (male) connector, 138-174 MHz | Bi-directional |
| SD210-SF2P4SNM | 2.5 dBd gain, offset, N (male) connector, 138-174 MHz | Offset |
| SD210-SF2PASNM | 2.0/2.5 dBd gain, field adjustable, N (male) connector, 138-174 MHz | Offset or Bi-directional |



Australian Representatives

ROJONE, PTY LTD.

Tel: 02 9829 1555

E: sales@rojone.com.au

www.rojone.com.au

| Region | United States | Europe, Middle East and Africa | Caribbean and Latin America | Canada and rest of the world |
|-----------------------------|--|--|--|--|
| Telephone | USA: 1 800 263 3275 | International: +44 (0) 1223 42 03 03 | International: +1 905 726 7676 | Canada: 1 800 263 3275 International: +1 905 727 0165 |
| E-mail | salesusa@sinctech.com | salesuk@sinctech.com | salesla@sinctech.com | salescan@sinctech.com |
| Product Specification Sheet | | SD210 | | Dated: 05-02-10 |

[SD210-HF1P4SNM\(D0B\)](#)

[SD210-HF2P2SNM](#)

[SD210-HF2P4SNM](#)

[SD210-SF1P2SNM](#)

Electrical Specifications

| | | | | |
|-------------------------------|------------|----------------|------------|----------------|
| Frequency Range, MHz | 118 to 138 | 138 to 174 | 138 to 174 | 118 to 138 |
| Gain (nominal), dBd (dBi) | 2 (4.1) | 2 (4.1) | 2.5 (4.6) | 2 (4.1) |
| Input VSWR (max) | 1.5:1 | 1.5:1 | 1.5:1 | 1.5:1 |
| Polarization | vertical | vertical | vertical | vertical |
| Impedance, Ω | 50 | | | |
| Pattern | Offset | Bi-directional | Offset | Bi-directional |
| Horizontal beamwidth, degrees | | | 210 | |
| Vertical beamwidth, degrees | 68 | 68 | 68 | 68 |
| Average Power Input (max), W | 200 | 200 | 200 | 200 |
| Lightning protection | DC ground | DC ground | DC ground | DC ground |
| Bandwidth, MHz | 20 | | | |
| Front-to-back ratio (typ), dB | | | 9 | |

Mechanical Specifications

| | | | | |
|------------------------------------|-------------------------|--------------------------|-------------------------|-------------------------|
| Connector | N (male) | N (male) | N (male) | N (male) |
| Length/ Height, in (mm) | 80 (2032) | 60 (1524) | 60 (1524) | 60 (1524) |
| Width, in (mm) | 28.1 (714) | 39.5 (1003) | 22 (559) | 23 (584) |
| Depth, in (mm) | 3.5 (89) | 4.8 (121) | 4.8 (121) | 3 (76) |
| Base pipe diameter, in (mm) | | 2.9 (73) | 2.9 (73) | 1.9 (48) |
| Base pipe mounting length, in (mm) | | 24 (610) | 24 (610) | 24 (610) |
| Weight, lbs (kg) | 18.5 (8.4) | 21 (9.5) | 18.5 (8.4) | 8.3 (3.8) |
| Weight iced, lbs (kg) | 42 (19.1) | 43 (19.5) | 39.5 (17.9) | |
| Actual Shipping weight, lbs (kg) | | | | 20 (9.1) |
| Shipping dimensions, in (mm) | 84x48x6 (2134x1219x152) | 66x42x0.5 (1676x1067x13) | 66x24x0.6 (1676x610x15) | 63x4x42 (1600x102x1067) |
| Mounting hardware | | Clamps not supplied. | Clamps not supplied. | Clamps not supplied. |

| Region | United States | Europe, Middle East and Africa | Caribbean and Latin America | Canada and rest of the world |
|-----------------------------|-----------------------|--------------------------------------|--------------------------------|--|
| Telephone | USA: 1 800 263 3275 | International: +44 (0) 1223 42 03 03 | International: +1 905 726 7676 | Canada: 1 800 263 3275 International: +1 905 727 0165 |
| E-mail | salesusa@sinctech.com | salesuk@sinctech.com | salesla@sinctech.com | salescan@sinctech.com |
| Product Specification Sheet | | SD210 | | Dated: 05-02-10 |

SD210-SF1P4SNM

SD210-SF2P2SNM

SD210-SF2P4SNM

SD210-SF2PASNM

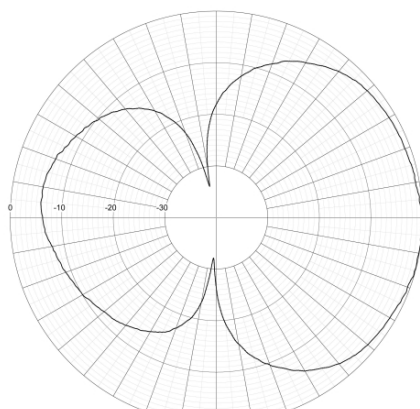
Electrical Specifications

| | | | | |
|-------------------------------|------------|----------------|------------|--------------------------|
| Frequency Range, MHz | 118 to 138 | 138 to 174 | 138 to 174 | 138 to 174 |
| Gain (nominal), dBd (dBi) | 2.5 (4.6) | 2 (4.1) | 2.5 (4.6) | 2.5 (4.6) |
| Input VSWR (max) | 1.5:1 | 1.5:1 | 1.5:1 | 1.5:1 |
| Polarization | vertical | vertical | vertical | vertical |
| Impedance, Ω | | | | |
| Pattern | Offset | Bi-directional | Offset | Offset or Bi-directional |
| Horizontal beamwidth, degrees | 210 | | 210 | 210 |
| Vertical beamwidth, degrees | 68 | 68 | 68 | 68 |
| Average Power Input (max), W | 200 | 200 | 200 | 200 |
| Lightning protection | DC ground | DC ground | DC ground | DC ground |
| Bandwidth, MHz | | | | |
| Front-to-back ratio (typ), dB | | | | |

Mechanical Specifications

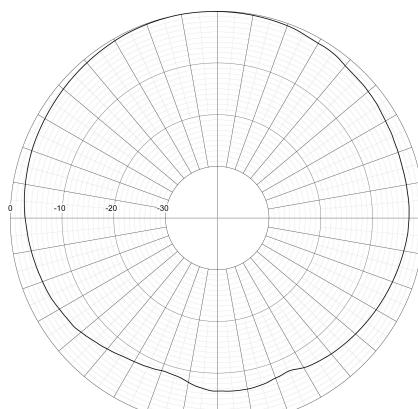
| | | | | |
|------------------------------------|-------------------------|-------------------------|-------------------------|-----------------------|
| Connector | N (male) | N (male) | N (male) | N (male) |
| Length/ Height, in (mm) | 60 (1524) | 60 (1524) | 60 (1524) | 60 (1524) |
| Width, in (mm) | 21 (533) | 23 (584) | 21 (533) | 21 (533) |
| Depth, in (mm) | 3 (76) | 3 (76) | 3 (76) | 3 (76) |
| Base pipe diameter, in (mm) | 1.9 (48) | 1.9 (48) | 1.9 (48) | 1.9 (48) |
| Base pipe mounting length, in (mm) | 24 (610) | 24 (610) | 24 (610) | 24 (610) |
| Weight, lbs (kg) | 8.3 (3.8) | 8.3 (3.8) | 8.3 (3.8) | 8.3 (3.8) |
| Weight iced, lbs (kg) | | | | |
| Actual Shipping weight, lbs (kg) | 15 (6.8) | 20 (9.1) | 15 (6.8) | 15 (6.8) |
| Shipping dimensions, in (mm) | 63x4x42 (1600x102x1067) | 63x4x42 (1600x102x1067) | 63x4x42 (1600x102x1067) | 68x7x8 (1727x178x203) |
| Mounting hardware | Clamps not supplied. | Clamps not supplied. | Clamps not supplied. | Clamps not supplied. |

SINCLAIR TECHNOLOGIES



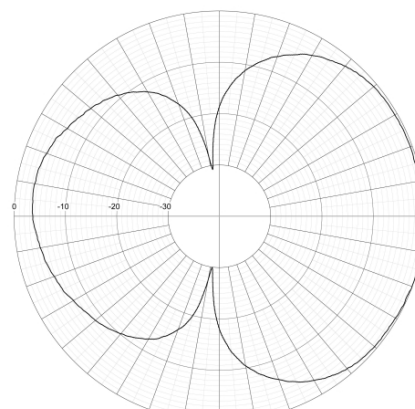
SD210-HF1P4SNM(D0B)

SINCLAIR TECHNOLOGIES



SD210-HF1P4SNM(D0B)

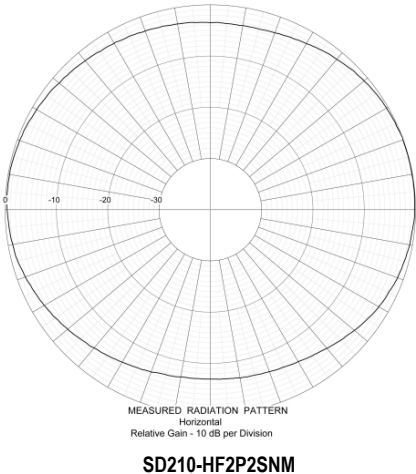
SINCLAIR TECHNOLOGIES



SD210-HF2P2SNM

| Region | United States | Europe, Middle East and Africa | Caribbean and Latin America | Canada and rest of the world |
|-----------------------------|-----------------------|--------------------------------------|--------------------------------|--|
| Telephone | USA: 1 800 263 3275 | International: +44 (0) 1223 42 03 03 | International: +1 905 726 7676 | Canada: 1 800 263 3275 International: +1 905 727 0165 |
| E-mail | salesusa@sinctech.com | salesuk@sinctech.com | salesla@sinctech.com | salescan@sinctech.com |
| Product Specification Sheet | | SD210 | | Dated: 05-02-10 |

SINCLAIR TECHNOLOGIES



www.sinctech.com

| Region | United States | Europe, Middle East and Africa | Caribbean and Latin America | Canada and rest of the world |
|-----------------------------|-----------------------|--------------------------------------|--------------------------------|--|
| Telephone | USA: 1 800 263 3275 | International: +44 (0) 1223 42 03 03 | International: +1 905 726 7676 | Canada: 1 800 263 3275 International: +1 905 727 0165 |
| E-mail | salesusa@sinctech.com | salesuk@sinctech.com | salesla@sinctech.com | salescan@sinctech.com |
| Product Specification Sheet | | SD210 | | Dated: 05-02-10 |