

Product Data

Order Code **A-466-3700-13C N Female Connector**
A-466-3700-45C 4.3/10 Female Conn

Description **Omni-Directional Antenna**
Super Broad Band to 3.7GHz

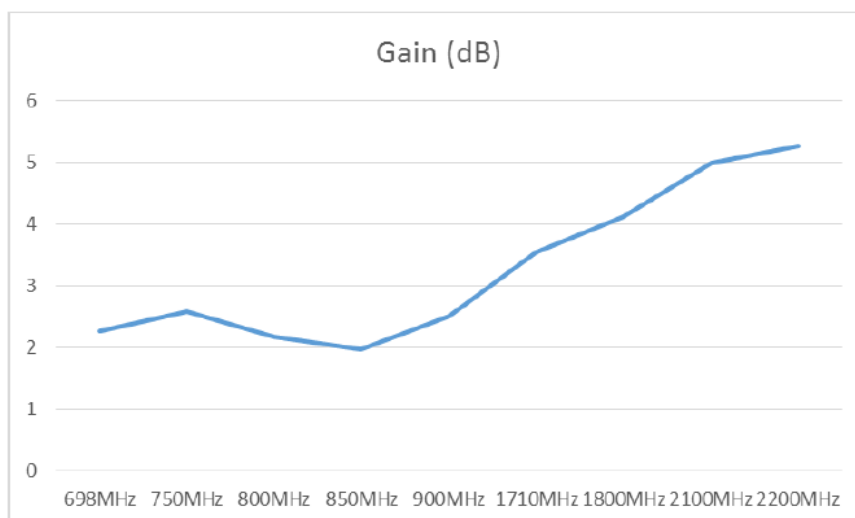
Specification

Frequency 698-960/1710-3700 MHz
Connectors N Series Female (50 Ohm) or
4.3/10 DIN Female (50 Ohm)
Gain 2 ~ 5dBi nominal
VSWR < 2.0:1
Impedance 50 Ohms
Polarization Vertical
Radiation Omni-Directional
RF Input Power 50 W Max
IM 3rd Order -107dBm @ 2x 20 Watts
Lightning Protected DC ground
Environmental Indoor, outdoor ABS radome
Temp Range -30°C to +85°C
Weight 0.34 Kg max



Performance:

Freq (Mhz)	698	750	800	850	900	1710	1800	2100	2200
Gain (dB)	2.2697	2.5895	2.1692	1.9701	2.5141	3.5429	4.1232	4.9835	5.2640

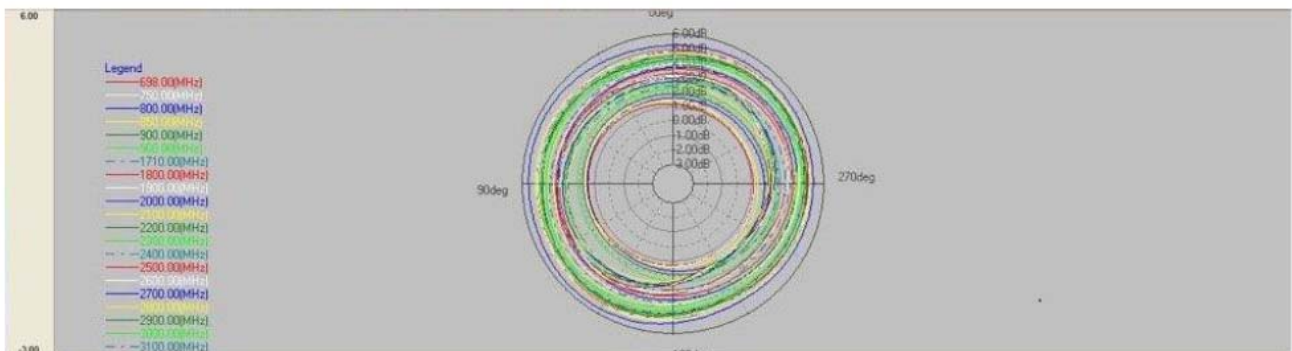
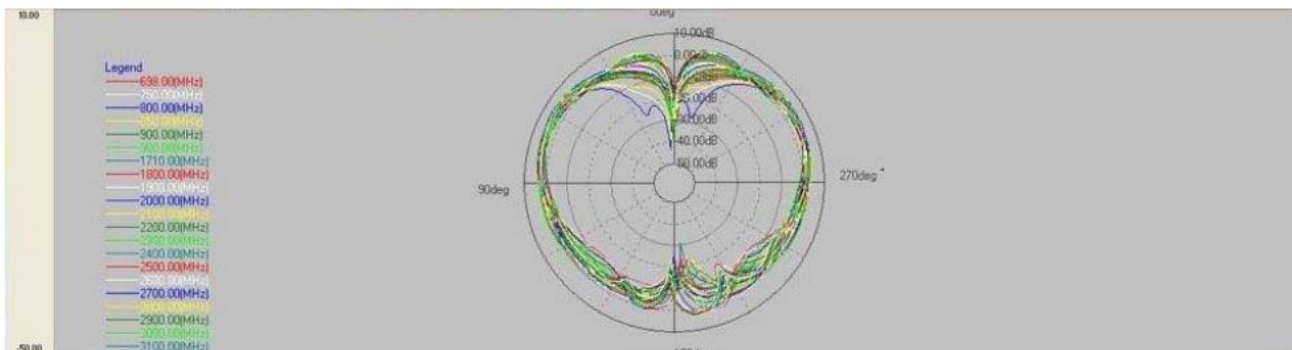
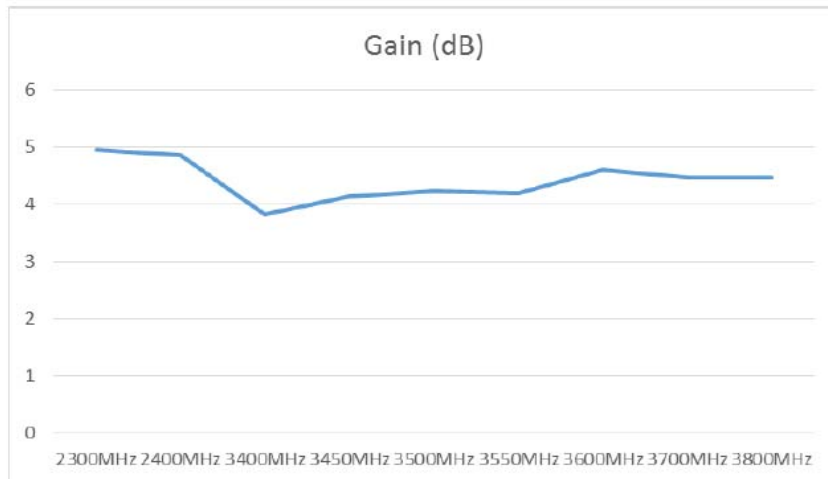


Proudly one of Australia's top 100 Professional & Military Electronics, GPS, RF & Telecommunications companies

Product Data

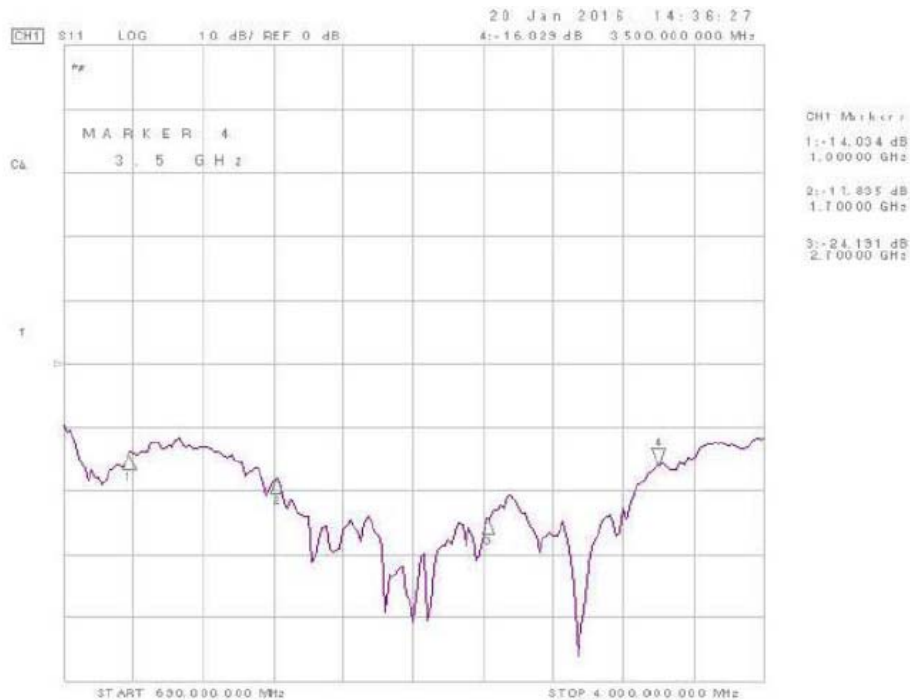
Performance:

Freq (Mhz)	2300	2400	3400	3450	3500	3550	3600	3700	3800
Gain (dB)	4.9517	4.8530	3.8231	4.1431	4.2229	4.1836	4.5984	4.4703	4.4703



Proudly one of Australia's top 100 Professional & Military Electronics, GPS, RF & Telecommunications companies

Product Data



Return Loss without the ground 690-4000MHz



Return Loss with ground 690-4000MHz

Proudly one of Australia's top 100 Professional & Military Electronics, GPS, RF & Telecommunications companies