

3rd ANGLE PROJECTION

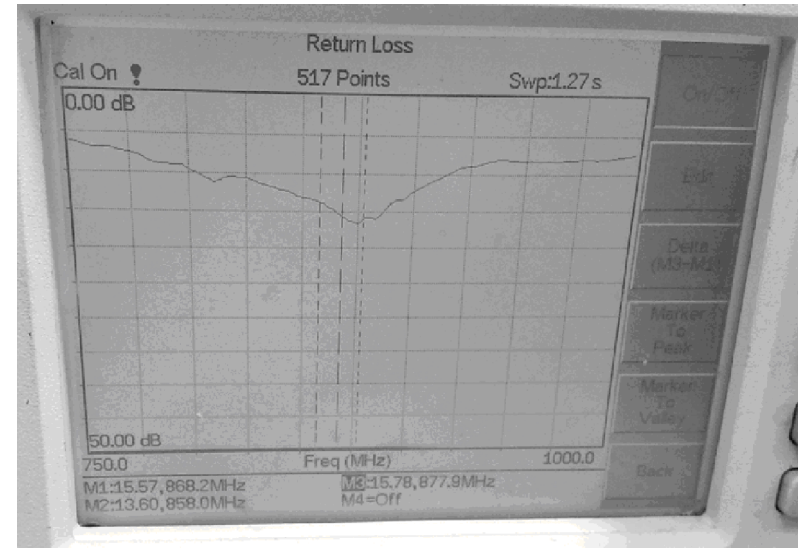
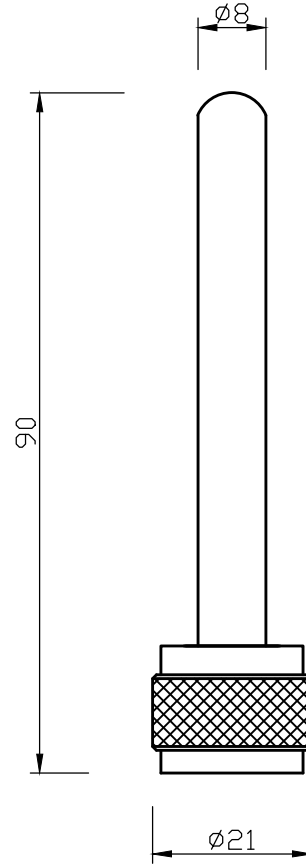

THIS DOCUMENT AND THE DESIGN SHOWN THEREON IS THE PROPERTY OF ROJONE PTY LTD AND MUST NOT BE SOLD, LENT, GIVEN AWAY, COPIED, REPRODUCED OR OTHERWISE DIVULGED TO ANY THIRD PARTY OR USED FOR MANUFACTURE, OR ANY OTHER PURPOSE WITHOUT DIRECT WRITTEN PERMISSION OF ROJONE PTY LTD.

DO NOT SCALE

REVISION	DATE	CHECKED
A	20160504	B. G.

## SPECIFICATION

FREQUENCY: 868MHz  
 GAIN: UNITY or 1dB USING A SUITABLE GROUND PLANE  
 TYPE: 1/4 WAVE VERTICAL  
 BANDWIDTH: 10MHz at 15dB  
 60MHz at 10dB  
 POWER RATING: 50 WATTS  
 COLOR: BLACK RADOME  
 BASE STYLE: CONNECTORISED  
 CONNECTOR: N MALE



UNLESS OTHERWISE STATED ALL DIMENSIONS ARE IN MILLIMETRES (mm) TOLERANCE: LINEAR ±0.1 ANGULAR ±1° REMOVE ALL BURRS AND SHARP EDGES

ROJONE PTY LTD ACN 002691241 44 AERO RD INGLEBURN 2565 SYDNEY, AUSTRALIA Ph: (612) 9829 1555 Fax: (612) 9605 8812 Web: www.rojone.com.au E-mail: sales@rojone.com.au	TITLE		INTERFACE DRAWING FOR ANTENNA A-425-868-13A				
	DRWG No:		009001001471				
MATERIAL	--	DRAWN	Y. GU	SCALE	1:1	SHEET	1 OF 1
FINISH	--	CHECKED	B. G.	FILENAME	009001001471ISSA.DWG		
			APPROVED			A4	