

SV460


Corner reflector directive antenna, 15 dBd gain, 806-960 MHz

- Parabolic cylinder reflector with a dipole-reflector assembly and back-firing primary radiator
- Wideband antenna
- Available in a version designed to meet the requirements of FCC paragraph 94.75 Category 'A'

The SV460 antenna is a parabolic cylinder reflector with a dipole-reflector assembly, back-firing primary radiator. This wideband antenna was developed to provide more gain than a corner reflector can produce, yet be more economical than a parabolic dish. This antenna is also available in a version specifically designed to meet or exceed the requirements of FCC Rules and Regulations paragraph 94.75 Category 'A'. To order this version for the 952-960 MHz band.

Heavier duty and/or higher power models are available on special order.

Model	Description	Pattern
SV460-SF1SNM	15 dBd gain, N (male) connector, 806-890 MHz	Directional
SV460-SF2SNM	15 dBd gain, N (male) connector, 890-960 MHz	Directional
SV460-SF2SNM(G16-ABK)	16 dBd gain, N (male) connector, 890-960 MHz	Directional



Region	United States	Europe, Middle East and Africa	Caribbean and Latin America	Canada and rest of the world
Telephone	USA: 1 800 263 3275	International: +44 (0) 1223 42 03 03	International: +1 905 726 7676	Canada: 1 800 263 3275 International: +1 905 727 0165
E-mail	salesusa@sinctech.com	salesuk@sinctech.com	salesla@sinctech.com	salescan@sinctech.com
Product Specification Sheet		SV460		Dated: 05-02-10

[SV460-SF1SNM](#)

[SV460-SF2SNM](#)

[SV460-SF2SNM\(G16-ABK\)](#)

Electrical Specifications

Frequency Range, MHz	806 to 890	890 to 960	896 to 960
Gain (nominal), dBd (dBi)	15 (17.1)	15 (17.1)	16 (18.1)
Input VSWR (max)	1.5:1	1.5:1	1.5:1
Polarization	vertical or horizontal	vertical or horizontal	vertical or horizontal
Impedance, Ω			50
Pattern	Directional	Directional	Directional
Horizontal beamwidth, degrees	16	30	14
Vertical beamwidth, degrees	30	16	31
Average Power Input (max), W	75	75	125
Lightning protection	DC ground	DC ground	DC ground
Front-to-back ratio (typ), dB	25	25	24


Mechanical Specifications

Connector	N (male)	N (male)	N (male)
Length/ Height, in (mm)	56 (1422)	56 (1422)	56 (1422)
Width, in (mm)	25 (635)	25 (635)	24 (610)
Depth, in (mm)	18.3 (465)	18.3 (465)	22.5 (572)
Weight, lbs (kg)	20 (9.1)	20 (9.1)	27.8 (12.6)
Actual Shipping weight, lbs (kg)	50 (22.7)	50 (22.7)	61 (27.7)
Shipping dimensions, in (mm)	58x21x28 (1473x533x711)	58x21x28 (1473x533x711)	58.8x30x28 (1492x762x711)
Mounting hardware			#4 clamp

Environmental Specifications

Temperature range, °F (°C)	-40 to +140 (-40 to +60)	-40 to +140 (-40 to +60)	-40 to +140 (-40 to +60)
Rated wind velocity (no ice), mph (km/h)	100 (161)	100 (161)	100 (161)
Rated wind velocity (1/2" radial ice), mph (km/h)	85 (137)	85 (137)	85 (137)
Lateral thrust (100mph), lbs (N)	297 (1321.1)	297 (1321.1)	297 (1321.1)

SINCLAIR TECHNOLOGIES

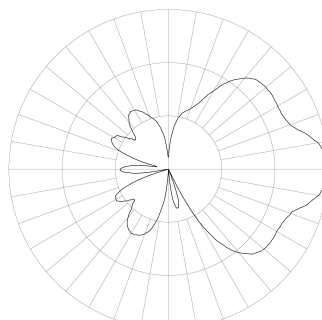


MEASURED RADIATION PATTERN
VERTICAL POLARIZATION

Azimuth
Relative Gain - 10 dB per Division

SV460-SF1SNM

SINCLAIR TECHNOLOGIES



MEASURED RADIATION PATTERN
VERTICAL POLARIZATION

Elevation
Relative Gain - 10 dB per Division

SV460-SF1SNM

Region	United States	Europe, Middle East and Africa	Caribbean and Latin America	Canada and rest of the world
Telephone	USA: 1 800 263 3275	International: +44 (0) 1223 42 03 03	International: +1 905 726 7676	Canada: 1 800 263 3275 International: +1 905 727 0165
E-mail	salesusa@sinctech.com	salesuk@sinctech.com	salesla@sinctech.com	salescan@sinctech.com
Product Specification Sheet		SV460		Dated: 05-02-10