

[< Home](#)
[< Family](#)

SE414-AL - PIM Certified Enc. 4 dipole array, 8-11 dBd gain, low PIM, 746-960 MHz

- Excellent low intermodulation performance
- Particularly suited to communication systems requiring a specific coverage pattern
- Field adjustable pattern

Sinclair's SE414-A series of enclosed dipole arrays offers excellent IM performance in the 746-960 MHz band. These highly versatile antennas are particularly well suited to communications systems where a specific coverage pattern is required. These include cellular systems, trunked radio, paging and data transmission, where predictable and highly reliable performance is a must.

The SE414-A series come with field adjustable reflectors that provide horizontal beamwidths between 60 and 160 degrees. The creative design and construction permits excellent pattern control, greater efficiency and a high front-to-back ratio. Electrical downtilted and inverted versions are also available.



Model

- [SE414-SF1PALDF](#)
- [SE414-SF1PALNF](#)
- [SE414-SF2PALDF](#)
- [SE414-SF2PALNF](#)
- [SE414-SF3PALDF](#)

Description

- 8-11 dBd gain, 7/16 DIN (female) connector, 806-896 MHz
- 8-11 dBd gain, N (female) connector, 806-896 MHz
- 8-11 dBd gain, 7/16 DIN (female) connector, 850-960 MHz
- 8-11 dBd gain, N (female) connector, 850-960 MHz
- 8-11 dBd gain, 7/16 DIN (female) connector, 746-869 MHz

Pattern

- Directional and Adjustable
- Directional and Adjustable
- Directional and Adjustable
- Directional and Adjustable
- directional, adjustable

www.sinctech.com



Australian Representatives
ROJONE, PTY LTD.
Tel: 02 9829 1555
E: sales@rojone.com.au
www.rojone.com.au

Region	United States	Europe, Middle East and Africa	Caribbean and Latin America	Canada and rest of the world
Telephone	USA: 1 800 263 3275	International: +44 (0) 1223 42 03 03	International: +1 905 726 7676	Canada: 1 800 263 3275 International: +1 905 727 0165
E-mail	salesusa@sinctech.com	salesuk@sinctech.com	salesla@sinctech.com	salescan@sinctech.com
Product Specification Sheet		SE414-AL - PIM Certified		Dated: 05-02-10

[SE414-SF1PALDF](#)

[SE414-SF1PALNF](#)

[SE414-SF2PALDF](#)

[SE414-SF2PALNF](#)

Electrical Specifications

Frequency Range, MHz	806 to 896	806 to 896	850 to 960	850 to 960
Gain (nominal), dBd (dBi)	11 (13.1)	11 (13.1)	11 (13.1)	11 (13.1)
Input VSWR (max)	1.5:1	1.5:1	1.5:1	1.5:1
Polarization	vertical	vertical	vertical	vertical
Pattern	Directional and Adjustable	Directional and Adjustable	Directional and Adjustable	Directional and Adjustable
Vertical beamwidth, degrees	20	20	20	20
Average Power Input (max), W	600	600	600	600
Passive intermod. (2x20W, 3rd ord.), dBc	-150	-138	-150	-138
Lightning protection	DC ground	DC ground	DC ground	DC ground
Bandwidth, MHz	90	90	110	110
Electrical tilt (available)	0	0	0	0

Mechanical Specifications

Connector	7/16 DIN (female)	N (female)	7/16 DIN (female)	N (female)
Length/ Height, in (mm)	53 (1346)	53 (1346)	53 (1346)	53 (1346)
Width, in (mm)	25 (635)	25 (635)	25 (635)	25 (635)
Depth, in (mm)	9.5 (241)	9.5 (241)	9.5 (241)	9.5 (241)
Base pipe diameter, in (mm)	2.9 (73)	2.9 (73)	2.9 (73)	2.9 (73)
Base pipe mounting length, in (mm)	36 (914)	36 (914)	36 (914)	36 (914)
Weight, lbs (kg)	23 (10.4)	23 (10.4)	23 (10.4)	23 (10.4)
Weight iced, lbs (kg)				
Actual Shipping weight, lbs (kg)	25 (11.4)	25 (11.4)	25 (11.4)	25 (11.4)
Shipping dimensions, in (mm)	58x14x17 (1473x356x432)	58x14x17 (1473x356x432)	58x14x17 (1473x356x432)	58x14x17 (1473x356x432)
Mounting hardware	#130 clamps provided.	#130 clamps provided.	#130 clamps provided.	#130 clamps provided.

Region	United States	Europe, Middle East and Africa	Caribbean and Latin America	Canada and rest of the world
Telephone	USA: 1 800 263 3275	International: +44 (0) 1223 42 03 03	International: +1 905 726 7676	Canada: 1 800 263 3275 International: +1 905 727 0165
E-mail	salesusa@sinctech.com	salesuk@sinctech.com	salesla@sinctech.com	salescan@sinctech.com

SE414-SF3PALDF

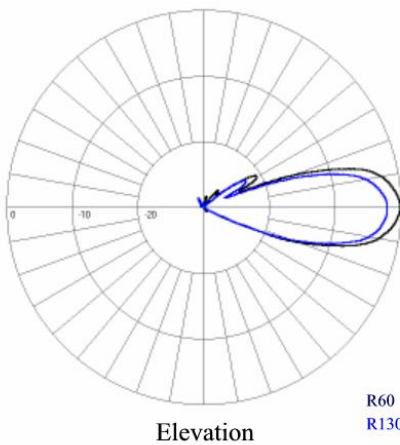
Electrical Specifications

Frequency Range, MHz	746 to 869
Gain (nominal), dBd (dBi)	8 (10.1)
Input VSWR (max)	1.5:1
Polarization	vertical
Pattern	directional, adjustable
Vertical beamwidth, degrees	20
Average Power Input (max), W	600
Passive intermod. (2x20W, 3rd ord.), dBc	-150
Lightning protection	DC ground
Bandwidth, MHz	123
Electrical tilt (available)	0,2,4,6

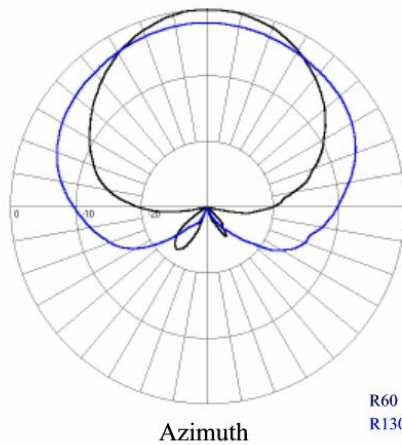
Mechanical Specifications

Connector	7/16 DIN (female)
Length/ Height, in (mm)	53 (1346)
Width, in (mm)	25 (635)
Depth, in (mm)	9.5 (241)
Base pipe diameter, in (mm)	2.9 (73)
Base pipe mounting length, in (mm)	36 (914)
Weight, lbs (kg)	23 (10.4)
Weight iced, lbs (kg)	71 (32.2)
Actual Shipping weight, lbs (kg)	25 (11.4)
Shipping dimensions, in (mm)	58x14x17 (1473x356x432)
Mounting hardware	#130 clamps provided.

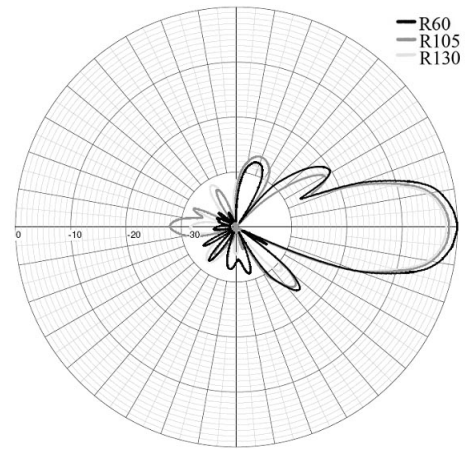
www.sinclaire.com



SE414-SF1PALDF

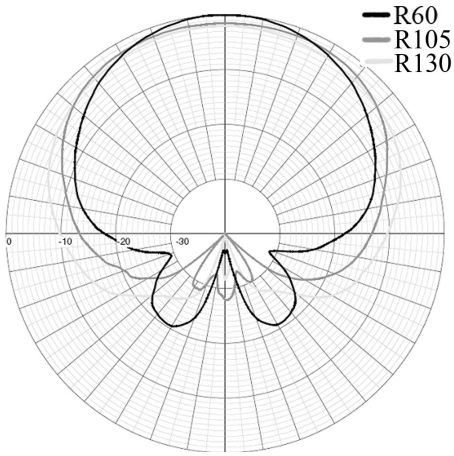


SE414-SF1PALDF



SE414-SF3PALDF

Region	United States	Europe, Middle East and Africa	Caribbean and Latin America	Canada and rest of the world
Telephone	USA: 1 800 263 3275	International: +44 (0) 1223 42 03 03	International: +1 905 726 7676	Canada: 1 800 263 3275 International: +1 905 727 0165
E-mail	salesusa@sinclaire.com	salesuk@sinclaire.com	salesla@sinclaire.com	salescan@sinclaire.com
Product Specification Sheet		SE414-AL - PIM Certified		Dated: 05-02-10



SE414-SF3PALDF

www.sinctech.com

Region	United States	Europe, Middle East and Africa	Caribbean and Latin America	Canada and rest of the world
Telephone	USA: 1 800 263 3275	International: +44 (0) 1223 42 03 03	International: +1 905 726 7676	Canada: 1 800 263 3275 International: +1 905 727 0165
E-mail	salesusa@sinctech.com	salesuk@sinctech.com	salesla@sinctech.com	salescan@sinctech.com
Product Specification Sheet		SE414-AL - PIM Certified		Dated: 05-02-10