

[< Home](#)  
[< Family](#)

## SD210D


1 dipole antenna, 2.0/2.5 dBd gain, dual, 118-225 MHz

- Covers 118-225 MHz in 3 band splits
- 2.0dBd gain, elliptical (bi-directional) pattern (1/2w ave), 2.5dBd gain, offset pattern (1/4 wave)
- 200W power handling

The SD210D series of antennas is unique in its high efficiency and exceptionally wide bandwidth, covering the frequency ranges of 118-137 or 138-174 MHz at a VSWR of 1.5:1 or better. Because of its bandwidth, the SD210 series is perfectly suited for multicoupled systems.

Two model variants of this rugged antenna are available: Pattern adjustable version with external cable harness enabling its pattern to be changed in the field; and the fixed pattern versions (such as the 1/2 and 1/4 wave options), which cannot be adjusted in the field as the cable harness is inside the mast and dipole booms.

Model	Description	Pattern
<a href="#">SD210D-SF2P2SNM</a>	1 dipole antenna, 2.0 dBd gain, dual, elliptical, 138-174 MHz	Bi-directional
<a href="#">SD210D-SF2P4SNM</a>	2.5 dBd gain, dual, offset, 138-174 MHz	Offset



www.sinctech.com

Region	United States	Europe, Middle East and Africa	Caribbean and Latin America	Canada and rest of the world
<b>Telephone</b>	USA: 1 800 263 3275	International: +44 (0) 1223 42 03 03	International: +1 905 726 7676	Canada: 1 800 263 3275 International: +1 905 727 0165
<b>E-mail</b>	salesusa@sinctech.com	salesuk@sinctech.com	salesla@sinctech.com	salescan@sinctech.com
Product Specification Sheet		SD210D		Dated: 05-02-10

[SD210D-SF2P2SNM](#)

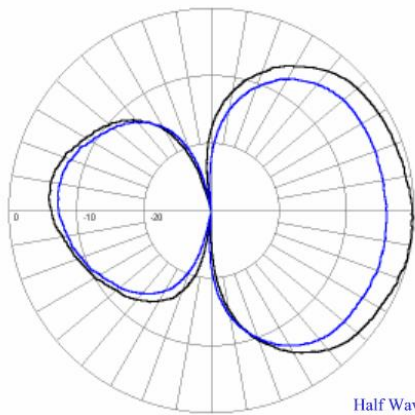
[SD210D-SF2P4SNM](#)

**Electrical Specifications**

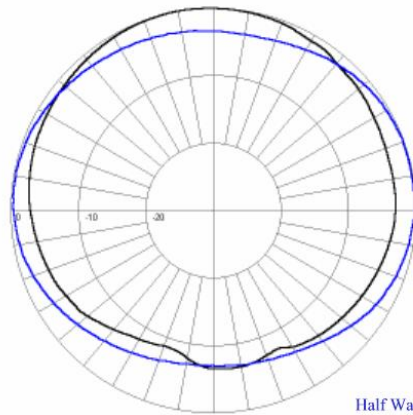
Frequency Range, MHz	138 to 174	138 to 174
Gain (nominal), dB (dBi)	2 (4.1)	
Input VSWR (max)	1.5:1	1.5:1
Polarization	vertical	vertical
Pattern	Bi-directional	Offset
Isolation (typ), dB	35	35
Horizontal beamwidth, degrees	210	210
Vertical beamwidth, degrees	68	68
Average Power Input (max), W	200	200
Lightning protection	DC ground	DC ground
Bandwidth, MHz	36	36

**Mechanical Specifications**

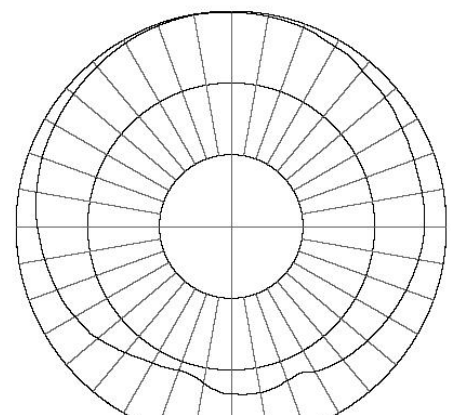
Connector	N (male)	N (male)
Length/ Height, in (mm)	192 (4877)	192 (4877)
Width, in (mm)	23 (584)	41 (1041)
Depth, in (mm)	3 (76)	4 (102)
Base pipe diameter, in (mm)	2.4 (60)	2.4 (60)
Base pipe mounting length, in (mm)	36 (914)	36 (914)
Weight, lbs (kg)	8.3 (3.8)	40 (18.2)
Mounting hardware	clamps not supplied	clamps not supplied



SD210D-SF2P2SNM

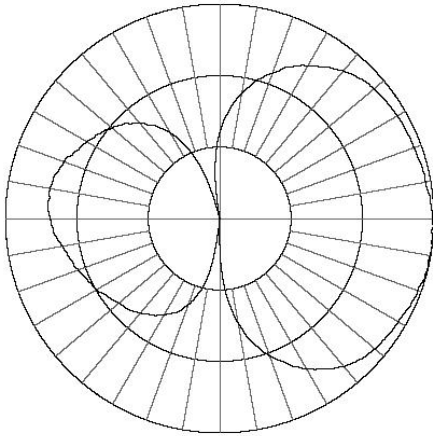


SD210D-SF2P2SNM



SD210D-SF2P4SNM

Region	United States	Europe, Middle East and Africa	Caribbean and Latin America	Canada and rest of the world
Telephone	USA: 1 800 263 3275	International: +44 (0) 1223 42 03 03	International: +1 905 726 7676	Canada: 1 800 263 3275 International: +1 905 727 0165
E-mail	salesusa@sinctech.com	salesuk@sinctech.com	salesla@sinctech.com	salescan@sinctech.com



SD210D-SF2P4SNM

www.sinctech.com

Region	United States	Europe, Middle East and Africa	Caribbean and Latin America	Canada and rest of the world
Telephone	USA: 1 800 263 3275	International: +44 (0) 1223 42 03 03	International: +1 905 726 7676	Canada: 1 800 263 3275 International: +1 905 727 0165
E-mail	salesusa@sinctech.com	salesuk@sinctech.com	salesla@sinctech.com	salescan@sinctech.com
Product Specification Sheet		SD210D		Dated: 05-02-10