

SC329-HL- PIM Certified Collinear omni antenna, 6 dBd gain, low PIM, 380-470 MHz

- Collinear 6 dBd gain, fiberglass omni, designed for severe wind and ice conditions
- 20 MHz bandwidth
- Ground rods free versions are available

The SC329-HL series antennas are omni-directional, radome enclosed, collinear array antennas. The nominal gain is 6 dBd and they operate from 380-470 MHz for Tetra markets and lower UHF as well as government frequencies and SMR in North America. The input power rating is 300 watts CW and they are fully DC grounded for optimum lightning protection. Low PIM versions exhibit -150 dBc (2 carriers 20 w 3rd order).

Model	Description	Pattern
SC329-HF1LDF(D00-G6)	6 dBd, low PIM, HD, 406-420 MHz	Omni-directional
SC329-HF2LDF(D00-G6)	6 dBd gain, 7/16 DIN (female) connector, 450-470 MHz	Omni-directional
SC329-HF3LDF(D00-G6)	6 dBd gain, Ground rods free, 7/16 DIN (female) connector, 435-455 MHz	Omni-directional
SC329-HF5LDF(D00-G6)	6 dBd gain, 7/16 DIN (female) connector, 430-450 MHz	Omni-directional
SC329-HT1LDF(D00-G6)	6 dBd gain, Ground rods free, 7/16 DIN (female) connector, 380-400 MHz	Omni-directional
SC329-HT1LDF(D06-G6)	6 dBd gain, Ground rods free, 7/16 DIN (female) connector, 380-400 MHz	Omni-directional



www.sinctech.com



Australian Representatives
ROJONE, PTY LTD.
Tel: 02 9829 1555
E: sales@rojone.com.au
www.rojone.com.au

Region	United States	Europe, Middle East and Africa	Caribbean and Latin America	Canada and rest of the world
Telephone	USA: 1 800 263 3275	International: +44 (0) 1223 42 03 03	International: +1 905 726 7676	Canada: 1 800 263 3275 International: +1 905 727 0165
E-mail	salesusa@sinctech.com	salesuk@sinctech.com	salesla@sinctech.com	salescan@sinctech.com
Product Specification Sheet		SC329-HL- PIM Certified		Dated: 05-02-10

[SC329-HF1LDF\(D00-G6\)](#)

[SC329-HF2LDF\(D00-G6\)](#)

[SC329-HF3LDF\(D00-G6\)](#)

[SC329-HF5LDF\(D00-G6\)](#)

Electrical Specifications

	SC329-HF1LDF(D00-G6)	SC329-HF2LDF(D00-G6)	SC329-HF3LDF(D00-G6)	SC329-HF5LDF(D00-G6)
Frequency Range, MHz	406 to 420	450 to 470	470 to 490	430 to 450
Gain (nominal), dBd (dBi)	6 (8.1)	6 (8.1)	6 (8.1)	6 (8.1)
Input VSWR (max)	1.4:1	1.4:1	1.4:1	1.4:1
Polarization	vertical	vertical	vertical	vertical
Impedance, Ω	50	50	50	50
Pattern	Omni-directional	Omni-directional	Omni-directional	Omni-directional
Vertical beamwidth, degrees	12	12	12	12
Average Power Input (max), W	500	500	500	500
Passive intermod. (2x20W, 3rd ord.), dBc	-150	-150	-150	-150
Lightning protection	DC ground	DC ground	DC ground	DC ground
Bandwidth, MHz	14	20	20	20
Electrical tilt (available)	0	0, 3, and 6 degrees available.	0, 3, and 6 degrees available.	0, 3, and 6 degrees available.

Mechanical Specifications

	SC329-HF1LDF(D00-G6)	SC329-HF2LDF(D00-G6)	SC329-HF3LDF(D00-G6)	SC329-HF5LDF(D00-G6)
Connector	7/16 DIN (female)	7/16 DIN (female)	7/16 DIN (female)	7/16 DIN (female)
Width, in (mm)	2 (51)	2 (51)	2 (51)	2 (51)
Depth, in (mm)	2 (51)	2 (51)	2 (51)	2 (51)
Base pipe diameter, in (mm)	2 (51)	2 (51)	2 (51)	2 (51)
Base pipe mounting length, in (mm)	12 (305)	12 (305)	12 (305)	12 (305)
Weight, lbs (kg)	10.4 (4.7)	8.9 (4)	12 (5.4)	12 (5.4)
Weight iced, lbs (kg)	27.1 (12.3)	25.5 (11.6)	27 (12.3)	27 (12.3)
Actual Shipping weight, lbs (kg)				
Shipping dimensions, in (mm)	162x3.8x3.8 (4115x95x95)	156x3.8x3.8 (3962x95x95)	132x3.5x3.5 (3353x89x89)	162x3.5x3.5 (4115x89x89)
Length, in (mm)	133.2 (3383)	138.5 (3518)	114 (2896)	138.5 (3518)
Mounting hardware	Clamp #130D	Clamp #130D	Clamp #130D	Clamp #130D
Radome Colour	Blue	Blue	Blue	Blue

Environmental Specifications

	SC329-HF1LDF(D00-G6)	SC329-HF2LDF(D00-G6)	SC329-HF3LDF(D00-G6)	SC329-HF5LDF(D00-G6)
Temperature range, °F (°C)	-40 to +140 (-40 to +60)	-40 to +140 (-40 to +60)	-40 to +140 (-40 to +60)	-40 to +140 (-40 to +60)
Wind Loading Area (Flat Plate Equivalent), ft ² (m ²)	1.15 (0.11)	1.18 (0.11)	1.18 (0.11)	1.18 (0.11)

Region	United States	Europe, Middle East and Africa	Caribbean and Latin America	Canada and rest of the world
Telephone	USA: 1 800 263 3275	International: +44 (0) 1223 42 03 03	International: +1 905 726 7676	Canada: 1 800 263 3275 International: +1 905 727 0165
E-mail	salesusa@sinctech.com	salesuk@sinctech.com	salesla@sinctech.com	salescan@sinctech.com
Product Specification Sheet		SC329-HL- PIM Certified		Dated: 05-02-10

[SC329-HT1LDF\(D00-G6\)](#)

[SC329-HT1LDF\(D06-G6\)](#)

Electrical Specifications

Frequency Range, MHz	380 to 400	380 to 400
Gain (nominal), dBd (dBi)	6 (8.1)	6 (8.1)
Input VSWR (max)	1.4:1	1.4:1
Polarization	vertical	vertical
Impedance, Ω	50	50
Pattern	Omni-directional	Omni-directional
Vertical beamwidth, degrees	12	12
Average Power Input (max), W	500	500
Passive intermod. (2x20W, 3rd ord.), dBc	-150	-150
Lightning protection	DC ground	DC ground
Bandwidth, MHz	20	20
Electrical tilt (available)	0, 3, or 6 degrees available	6


Mechanical Specifications

Connector	7/16 DIN (female)	7/16 DIN (female)
Width, in (mm)	2 (51)	2 (51)
Depth, in (mm)	2 (51)	2 (51)
Base pipe diameter, in (mm)	2 (51)	2 (51)
Base pipe mounting length, in (mm)	12 (305)	12 (305)
Weight, lbs (kg)	12 (5.4)	12 (5.4)
Weight iced, lbs (kg)	27 (12.3)	27 (12.3)
Actual Shipping weight, lbs (kg)	24 (10.9)	24 (10.9)
Shipping dimensions, in (mm)	162x3.5x3.5 (4115x89x89)	162x3.5x3.5 (4115x89x89)
Length, in (mm)	138.5 (3518)	138.5 (3518)
Mounting hardware	#130 clamp	#130 clamp
Radome Colour	Blue	Blue

Environmental Specifications

Temperature range, °F (°C)	-40 to +140 (-40 to +60)	-40 to +140 (-40 to +60)
Wind Loading Area (Flat Plate Equivalent), ft ² (m ²)	1.09 (0.1)	1.09 (0.1)

SINCLAIR TECHNOLOGIES

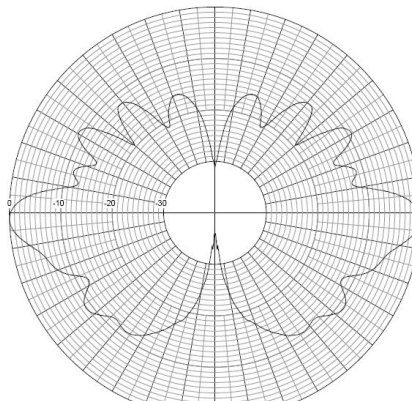


MEASURED RADIATION PATTERN
VERTICAL POLARIZATION

Elevation
Relative Gain - 10 dB per Division

SC329-HF1LDF(D00-G6)

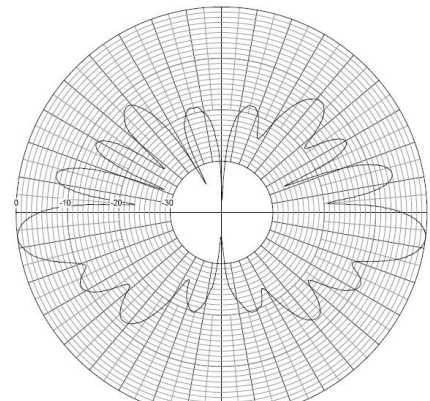
SINCLAIR TECHNOLOGIES



MEASURED RADIATION PATTERN
Vertical
Relative Gain - 10 dB per Division

SC329-HF2LDF(D00-G6)

SINCLAIR TECHNOLOGIES



MEASURED RADIATION PATTERN
Vertical
Relative Gain - 10 dB per Division

SC329-HT1LDF(D06-G6)

Region	United States	Europe, Middle East and Africa	Caribbean and Latin America	Canada and rest of the world
Telephone	USA: 1 800 263 3275	International: +44 (0) 1223 42 03 03	International: +1 905 726 7676	Canada: 1 800 263 3275 International: +1 905 727 0165
E-mail	salesusa@sinctech.com	salesuk@sinctech.com	salesla@sinctech.com	salescan@sinctech.com
Product Specification Sheet		SC329-HL- PIM Certified		Dated: 05-02-10