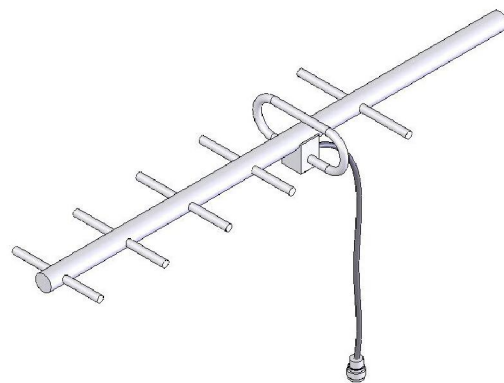


A-Y4-6-Cell 700-1000 MHz YAGI ANTENNA



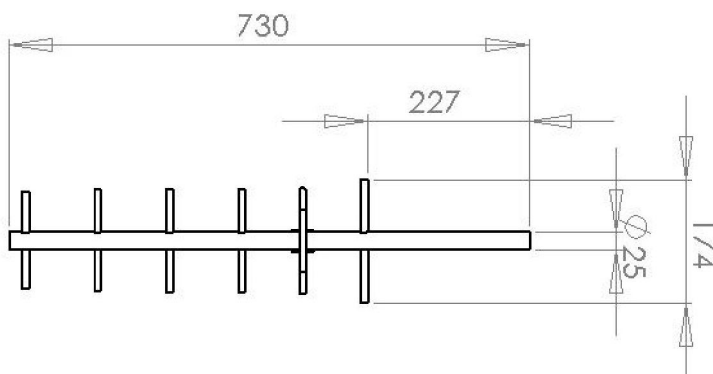
The A-Y4- 6 element series of Cellular frequency Yagi's are high performance antennas designed and manufactured to withstand the rigours of the harsh Australian environment.

The antennas are either 6060T5 grade (Grade A corrosion resistant) Aluminium Alloy completed in a robust powder coat or 316 Grade Stainless steel all joins are TIG or MIG welded. Antennas installed in accordance with the instructions enjoy an extraordinary long working life. Optional mounting hardware available as well as cable tails terminated with a N female connector.

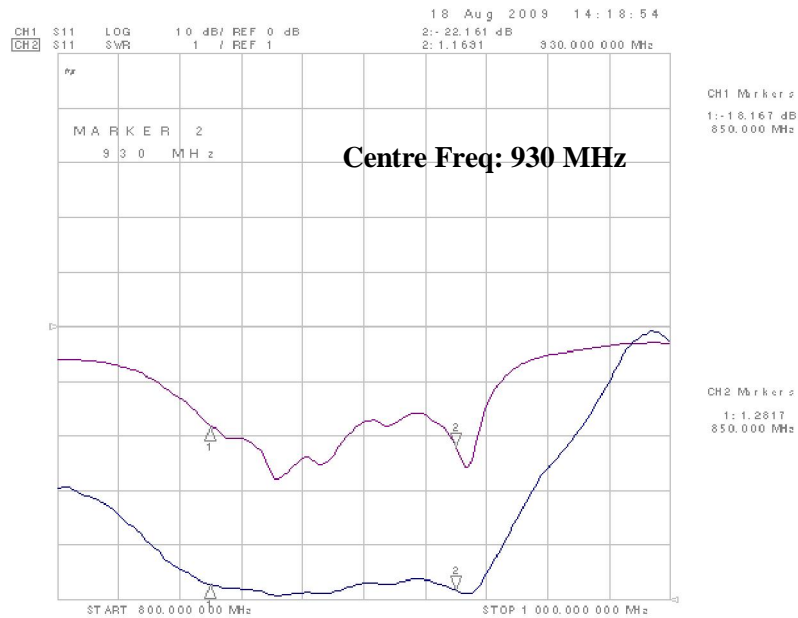
Specification

Frequency:	700 – 1000 MHz (930MHz)
VSWR at FC:	Less than 1.5:1
Bandwidth at VSWR1.5:1	80 MHz
Nominal Impedance:	50 Ohm
Termination:	Cable tail to N type female (tail 200L)
Power Rating:	50 Watts
Forward Gain:	9 dBd
Approx. Weight:	0.44 Kg Aluminum & 0.8 Kg stainless steel
Wind Loading at 160Kmh:	3.2 Kg
Length at 457 MHz:	730 mm
Boom Diameter:	25mm
Front to Back Ratio:	16 dB
-3dBd Beam width H Plane:	52 Deg
-3dBd Beam width E Plane:	46 Deg

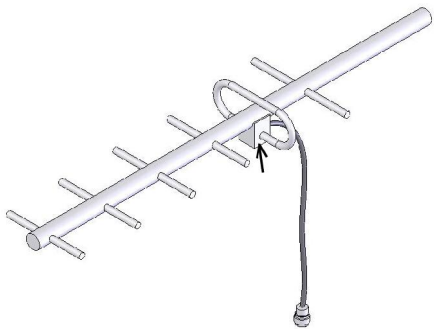
Mechanical Layout:



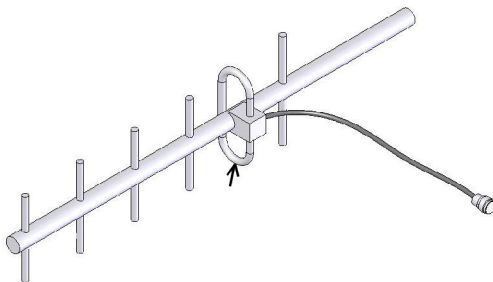
Typical Test Result



Installation Guide



- Horizontal Polarization
- Dipole Mounting Block Facing Down
- Do not change length of cable tail. Return to factory to fix any damage.
- Seal the coaxial connectors by using self-vulcanizing tape



- Vertical Polarization
- Keep the drain holes face down
- Do not change length of cable tail. Return to factory to fix any damage.
- Seal the coaxial connectors by using self-vulcanizing tape