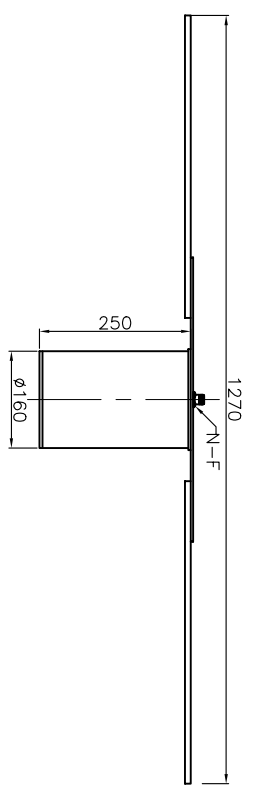
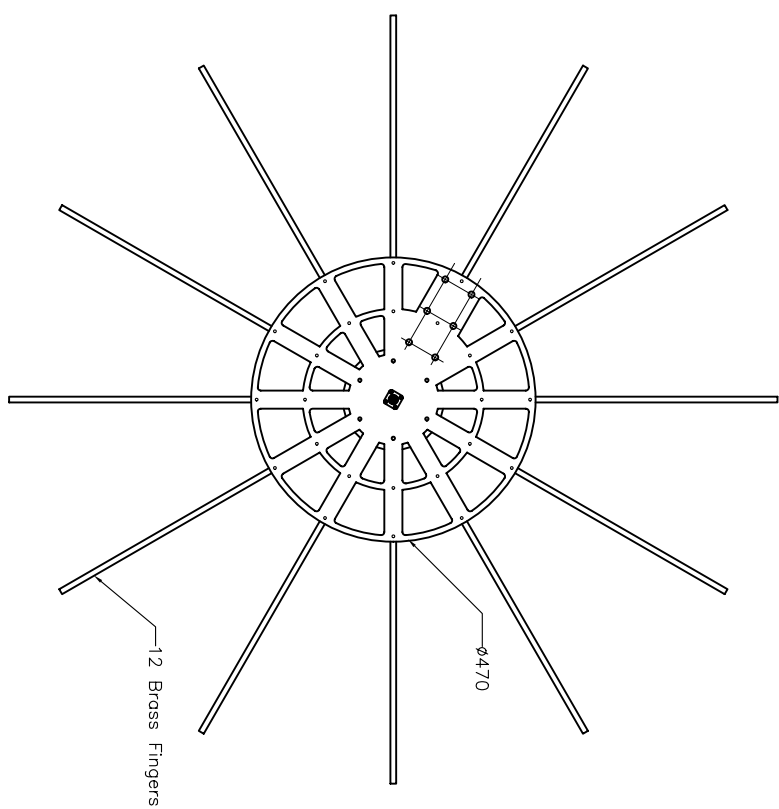


REV. NO.	DESCRIPTION	DATE

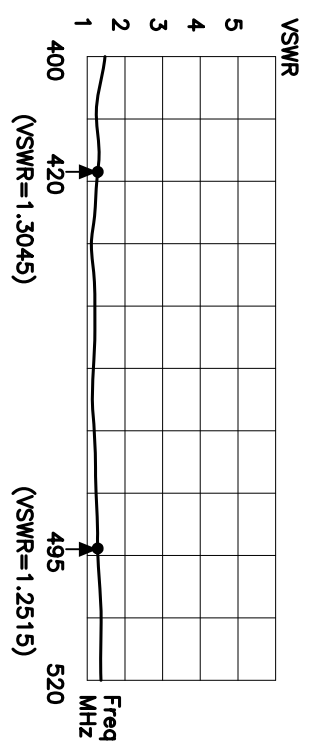
3rd ANGLE PROJECTION  
 THIS DOCUMENT AND THE DESIGN THEREON IS THE PROPERTY OF ROJONE PTY LTD AND MUST NOT BE SOLD, LENT, RENTED, COPIED, REPRODUCED OR OTHERWISE DIVULGED TO ANY THIRD PARTY OR USED FOR MANUFACTURE, OR ANY OTHER PURPOSE WITHOUT WRITTEN PERMISSION OF ROJONE PTY LTD.

Note: Fingers (x12) are supplied as an option.



SPECIFICATION FOR  
 A-372-130-400520

- FREQ. RANGE: 400 - 520 MHz
- POWER GAIN: 3~4 dBi
- RETURN LOSS: < -15 dB
- HORIZONTAL 3dB BW: 360°
- VERTICAL 3dB BW: 75°
- RATED INPUT RF POWER: 200W MAX.
- PIM3: < -150 dBc TYP
- IMPEDANCE: 50 Ohm
- OPERATING TEMP. RANGE: - 40 ~ + 85°C
- CONNECTOR: N-F
- HUMIDITY: < 100%
- SIZE: DIA 470 x 260H+Fingers
- WEIGHT: 2 Kg Approx.



UNLESS OTHERWISE STATED ALL DIMENSIONS ARE IN MILLIMETRES (mm)

TOLERANCE: LINEAR ±0.1 ANGULAR ±1° REMOVE ALL BURS AND SHARP EDGES

**ROJONE**  
 44 AERO RD INGLEBURK 2565  
 STONEY AUSTRALIA  
 Ph: (612) 9829 1555 Fax: (612) 9605 8812  
 Web: www.rojone.com.au E-mail: sales@rojone.com.au

ROJONE PTY LTD ACN 002691241  
 TITLE: INTERFACE DRAWING FOR UHF OUTDOOR ANTENNA A-372  
 DRAWN: Y. GU  
 CHECKED: H. J.  
 SCALE: NTS  
 SHEET: 1 OF 1  
 FILENAME: 009001001289

MATERIAL	AS PART	DRAWN	Y. GU	SCALE	NTS	SHEET	1 OF 1
FINISH	AS PART	CHECKED	H. J.	FILENAME	009001001289	A4	

REVISION	DATE	CHECKED
A	2011-06-08	H. J.
B	2011-10-13	H. J.