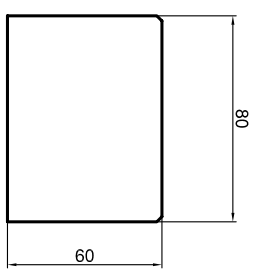
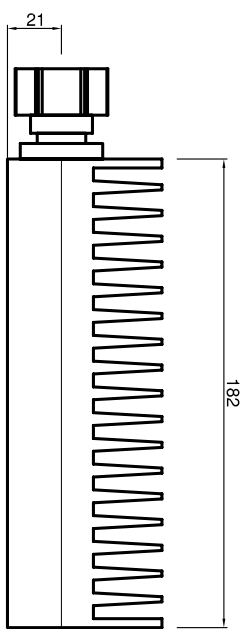
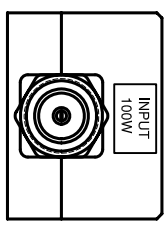
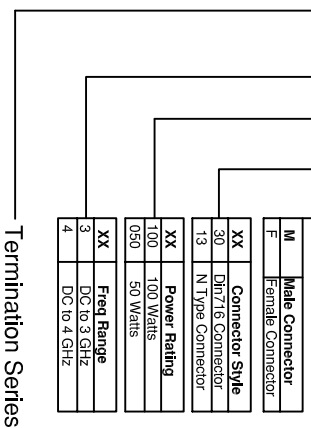


1	2	3	4	5	6	7	8	9	10	11	12
REVISONS		3rd ANGLE PROJECTION	THIS DOCUMENT AND THE DESIGN SHOWN THEREON IS THE PROPERTY OF ROLONE PTY LTD AND MUST NOT BE SOLD, LENT, GIVEN AWAY, COPIED, REPRODUCED OR OTHERWISE DIVULGED TO ANY THIRD PARTY OR USED FOR MANUFACTURE. DO NOT SCALE								
ISSI ZONE	DESCRIPTION	PER REQUEST	DATE								

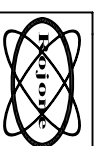
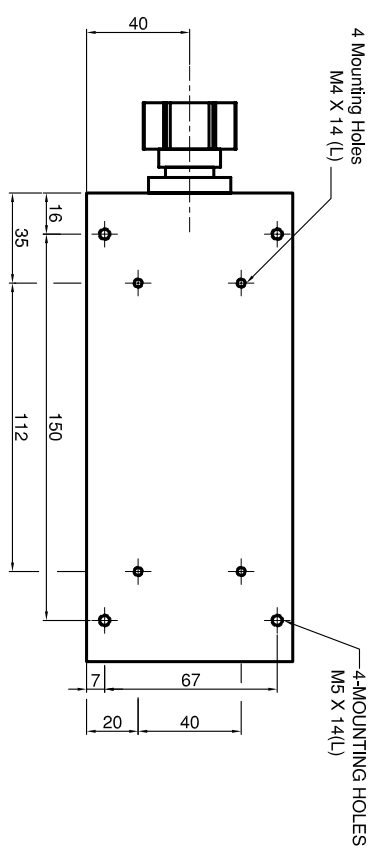


AMA-5 3 100 -30 M



SPECIFICATIONS

FREQ: DC TO 4 GHz
VSWR: < 1.15 (DC TO 1.0 GHz)
 < 1.35 (1.0 TO 4.0 GHz)
RF INPUT POWER: 50/100 W CW @ 20 °C
PEAK PWR: 5 KW MAX (10 us)
OP TEMP: -20 to +50 °C
WEIGHT: 1.8 Kg
CONN: DIN 716 or N Conn.



ROLONE PTY LTD ACN 002891241
 44 AERO RD INGLEBURN 2965
 SOUTH AUSTRALIA
 Ph: (012) 9829 1555 Fax: (012) 9805 8812
 Web: www.rolone.com.au E-mail: sales@rolone.com.au

TITLE
100W TERMINATION SERIES
 DWG No: **999ASYATT004**

UNLESS OTHERWISE STATED ALL DIMENSIONS ARE IN MILLIMETRES (mm)
 TOLERANCE: LINEAR ±0.1 ANGULAR ±1° REMOVE ALL BURRS AND SHARP EDGES

MATERIAL	AS PART	DRAWN	Y. GU	SCALE	1:1	SHEET	1 OF 1
FINISH	BLACK	CHECKED	H. JIA	FILENAME	999ASYATT004ISSA.DWG	A1	
		APPROVED					